


Juggernaut.Case™ Mount Installation & Removal



1

feed mount PALS tabs through lower webbing first



2

bend top tabs and feed all four tabs through upper webbing



3

position retention cord part above mount and insert on PALS above mount




4

align rear edge of case to mount and press down




5

flip up mount and pull cord over tab



6

remove case from mount by pressing on tab and lifting on front of case



JUGGERNAUT
DEFENSE

Juggernaut.Case™
smartphones on the battlefield



Juggernaut.Case™ is a registered trademark of Juggernaut Defense, LLC
www.JuggernautCase.com
©2017, US Patents Pending
239-025-150, Rev A